




Jar Illustration Activity



Jar #1
(beads)



Jar #2
(jelly beans/candy)



Jar #3
(sand)

SUPPLIES NEEDED:

- 3 small jars
- Large beads
- Jelly beans or other candy
- Sand

PRE-CLASS PREPARATIONS:

- Fill the first jar with the large beads (count as you put them in, and write down the quantity)
- Fill the second jar with jelly beans or other candy (count as you put them in, and write down the quantity)
- Fill the third jar with sand

THE LESSON:

- Pass the first jar around and let kids guess the number of beads. Let the child with the closest (or correct) guess open and count.
- Pass the second jar around, let the kids guess, and tell them the answer. Let child with closest guess pass out 5-10 pieces of candy to each child (after washing hands).
- Show the kids the final jar, pass it around, and let kids guess how many grains of sand. Answer: "I have no idea. It's too many to count. Who could possibly know?"